

vtech[®]
Baby

Parent's Guide

Little Friendlies Starlight Sounds Polar Bear



VTech understands that a child's needs and abilities change as they grow and with that in mind we develop our toys to teach and entertain at just the right level...

vtech Baby

Toys that will stimulate their interest in different textures, sounds and colours

I am...

...responding to colours, sounds and textures

...understanding cause and effect

...learning to touch, reach, grasp, sit-up, crawl and toddle

Birth-36 months



Pre-School

Interactive toys to develop their imagination and encourage language development

I want...

...to get ready for school by starting to learn the alphabet and counting

...my learning to be as fun, easy and exciting as can be

...to show my creativity with drawing and music so my whole brain develops

3-6 years



Electronic Learning Computers

Cool, aspirational and inspiring computers for curriculum related learning

I need...

...challenging activities that can keep pace with my growing mind

...intelligent technology that adapts to my level of learning

...National Curriculum based content to support what I'm learning at school

4-10 years



To learn more about this and other VTech® products, visit www.vtech.co.uk

INTRODUCTION

Thank you for purchasing the **VTech® Little Friendlies Starlight Sounds Polar Bear**. Soothe your baby to sleep while the soft polar bear projects stars onto the ceiling in four different colours whilst playing calming sounds, songs and seven nursery rhymes.

4 MODE BUTTONS

VOLUME
CONTROL
DIAL

TIMER SWITCH

LIGHT CONTROL
BUTTON

ON/OFF SWITCH



INCLUDED IN THIS PACKAGE

- One VTech® Little Friendlies Starlight Sounds Polar Bear learning toy
- One parent's guide


WARNING: All packing materials such as tape, plastic sheets, packaging locks, removable tags, cable ties and packaging screws are not part of this toy, and should be discarded for your child's safety.

NOTE: Please keep parent's guide as it contains important information.

GETTING STARTED

BATTERY INSTALLATION

1. Make sure the unit is turned OFF.
2. Locate the battery cover on the bottom of the polar bear. Use a screwdriver to loosen the screw.
3. Install 2 new AA (AM-3/LR6) batteries following the diagram inside the battery box. (The use of new alkaline batteries is recommended for maximum performance).
4. Replace the battery cover and tighten the screw to secure.



BATTERY NOTICE

- Use only batteries of the same or equivalent type as recommended.
- Do not mix different types of batteries: alkaline, standard (carbon-zinc) or rechargeable (Ni-Cd, Ni-MH), or new and used batteries.
- Do not use damaged batteries.
- Insert batteries with the correct polarity.
- Do not short-circuit the battery terminals.
- Remove exhausted batteries from the toy.
- Remove batteries during long periods of non-use.
- Do not dispose of batteries in fire.
- Do not charge non-rechargeable batteries.
- Remove rechargeable batteries from the toy before charging (if removable).
- Rechargeable batteries are only to be charged under adult supervision.

Disposal of batteries and product



The crossed-out wheellie bin symbols on products and batteries, or on their respective packaging, indicates they must not be disposed of in domestic waste as they contain substances that can be damaging to the environment and human health.



The chemical symbols Hg, Cd or Pb, where marked, indicate that the battery contains more than the specified value of mercury (Hg), cadmium (Cd) or lead (Pb) set out in Battery Directive (2006/66/EC).

The solid bar indicates that the product was placed on the market after 13th August, 2005.

Help protect the environment by disposing of your product or batteries responsibly.

For more information, please visit:


www.recycle-more.co.uk

www.recyclenow.com

PRODUCT FEATURES

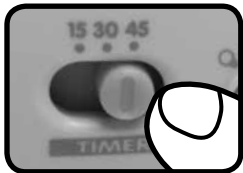
1. ON/OFF SWITCH

To turn the unit **ON**, slide the **ON/OFF SWITCH** to the **ON**(⏻) position.
To turn the unit **OFF**, slide the **ON/OFF SWITCH** to the **OFF** (●) position.




2. TIMER SWITCH

Slide the **TIMER SWITCH** to select the length of time the unit will play for. When the time is up the unit will automatically shut down.




3. VOLUME CONTROL DIAL

Turn the **VOLUME CONTROL DIAL** to select the desired volume.



4. LIGHT CONTROL BUTTON

Press the **LIGHT CONTROL BUTTON** to select one of 6 light effects. Press the button until you find the desired setting.



5. MODE BUTTONS

Press one of the four **MODE BUTTONS** to choose a mode of play.



6. AUTOMATIC SHUT OFF


To preserve battery life, the **VTech® Little Friendlies Starlight Sounds Polar Bear** will automatically shut down after the selected time. The unit can be turned on again by pressing any button or when the sound sensor detects baby's cry.

7. SOUND SENSOR

The **VTech® Little Friendlies Starlight Sounds Polar Bear** is equipped with a special sound sensor. Once the selected time setting has ended, the unit will automatically shut down. The sensor will reactivate the program when it detects baby's cry for approximately 4 seconds without interruption. The unit will reactivate and play lullabies and nature sounds.




NOTE:

This product is in "try me" mode in the packaging. After opening the package, remove the "try me" tag from the bottom of the product, and then turn the unit off and on again to proceed with normal play.




ACTIVITIES

1. Slide the **on/off switch** to turn the unit on. You will hear a soothing song, two short stories and ten melodies with nature sounds. The light will fade in and fade out slowly with the sounds, if the light control button has not been pressed.
2. Press the **story button** to hear seven stories with fun sounds followed by soft melodies. Press the story button again to hear the next story or melody. The light pattern will fade in and fade out slowly with the sounds, if the light control button has not been pressed.
3. Press the **lullaby button** to hear three soothing songs followed by soft melodies. Press the lullaby button again to hear the next song or melody. The light pattern will fade in and fade out slowly with the sounds, if the light control button has not been pressed.
4. Press the **nature sound button** to hear a combination of soothing nature sounds. Press the nature sound button again to hear the next sound pattern. The light pattern will fade in and fade out slowly with the sounds, if the light control button has not been pressed.



5. Press the **lullaby and nature sound button** to hear soothing melodies with nature sounds. Press the lullaby and nature sound button again to hear the next melody. The light pattern will fade in and fade out slowly with the sounds, if the light control button has not been pressed.



SING-ALONG SONG LYRICS

SONG 1

Row, row, row your boat,
Gently down the stream.
Merrily, merrily, merrily, merrily,
Life is but a dream.

SONG 2

Rock-a-bye baby,
On the treetop.
When the wind blows,
The cradle will rock.

SONG 3

Twinkle, twinkle, little star,
How I wonder what you are.
Up above the world so high,
Like a diamond in the sky.
Twinkle, twinkle, little star,
How I wonder what you are.

MELODY LIST:

1. Diddle Diddle Dumpling
2. To Market, To Market
3. Roses Are Red

4. Lavender's Blue
5. Polly Put the Kettle On
6. Hickory Dickory Dock
7. Ring Around the Rosy
8. Frère Jacques
9. Water Music - Handel
10. Where Has My Little Dog Gone?
11. Riddle Song
12. Good Morning Merry Sunshine
13. Teddy Bears' Picnic
14. Toyland
15. Bicycle Built For Two
16. Go Tell Aunt Rhody
17. Ride a Cock Horse to Banbury Cross
18. Sailing, Sailing
19. See Saw Margarey Daw
20. Oranges and Lemons
21. All the Pretty Little Horses
22. Little Bo Peep
23. Beautiful Dreamer
24. Au Claire de la Lune
25. Home Sweet Home - Bishop
26. Serenade - Haydn
27. Menuet - Mozart
28. All Through the Night
29. Glowworm
30. Sing a Song of Sixpence
31. New World Symphony - Dvorak
32. Rondo a Capriccio - Beethoven
33. To a Wild Rose - MacDowell
34. Canon in D - Pachelbel
35. Happy Farmer - Schumann
36. Lullaby - Brahms
37. Hush Little Baby

38. Sleep, Baby, Sleep
39. Alouette
40. Jesu, Joy Of Man's Desiring - Bach
41. Fur Elise - Beethoven
42. Shoo Fly Don't Bother Me
43. Four Seasons - Winter - Vivaldi
44. Four Seasons - Fall - Vivaldi
45. Four Seasons - Spring - Vivaldi
46. Four Seasons - Summer - Vivaldi
47. Twinkle, Twinkle Little Star
48. Rock-a-bye-Baby
49. Air on the G String - Bach
50. Shenandoah
51. Piano Sonata in C, K545, 1st Movement - Mozart
52. Minuet in G - Beethoven
53. ABC Tumble Down D
54. Mary Had a Little Lamb
55. Spring Song
56. Waltz of the Flowers
57. Sleeping Beauty Waltz
58. Row Row Row Your Boat
59. Moonlight Sonata - Beethoven
60. Ode To Joy - Beethoven

CARE & MAINTENANCE

1. Keep the unit clean by wiping it with a slightly damp cloth.
2. Keep the unit out of direct sunlight and away from any direct heat source.
3. Remove the batteries when the unit will not be in use for an extended period of time.
4. Do not drop the unit on hard surfaces and do not expose the unit to moisture or water.

TROUBLESHOOTING

If for some reason the program/activity stops working, please follow these steps:

1. Please turn the unit OFF.
2. Interrupt the power supply by removing the batteries.
3. Let the unit stand for a few minutes, then replace the batteries.
4. Turn the unit ON. The unit should now be ready to play again.
5. If the product still does not work, replace with an entire set of new batteries.

If the problem persists, please call our Consumer Services Department on 01235 546810 (from UK) or +44 1235 546810 (outside UK) and a service representative will be happy to help you.

IMPORTANT NOTE:

Creating and developing **VTech®** products is accompanied by a responsibility that we take very seriously. We make every effort to ensure the accuracy of the information, which forms the value of our products. However, errors sometimes can occur. It is important for you to know that we stand behind our products and encourage you to call our Consumer Services Department on 01235 546810 (from UK) or +44 1235 546810 (outside UK), with any problems and/or suggestions that you might have. A service representative will be happy to help you.

**CLASS 1
LED PRODUCT**



PRODUCT REGISTRATION

Visit www.vtech.co.uk/clubvtech/login
to register your VTech product

By joining the VTech Club you can also enter competitions, find out about news and events, seek expert advice for parents and let your kids play fun learning games and activities.



PRODUCT WARRANTY

Thank you for choosing this quality product from VTech. We hope it will bring many hours of entertainment, imaginative play and learning.

1. The product detailed above is covered by a one year warranty from the date of purchase, against any defects in materials or workmanship.
2. The product may be returned to the place of purchase. Alternatively the product can be returned to VTech Electronics Europe plc (see address below), with proof of purchase, without proof of purchase no replacement will be provided.
3. VTech Electronics Europe plc will examine the product and if it is found to be defective due to faulty materials or workmanship, will replace the product at their discretion.
4. If the product covered by this warranty is damaged due to misuse, modification or unauthorised repair, or because of faulty batteries, battery discharge or incorrect electrical connections, then this warranty becomes void.
5. This warranty is personal to the original purchaser and is not transferable.
6. Breakages to the LCD screen are not covered by the warranty.
7. Returns to VTech Electronics Europe plc should include a cheque or postal order for £1.50 towards the cost of return postage and packaging.
8. Products returned to VTech Electronics Europe plc, should be addressed as follows and packed carefully to avoid damage in transit (Please do not include batteries or adaptor). Please include details of the fault together with your name and address.
9. To keep an online record of your warranty, please register your product online at www.vtech.co.uk/warranty

Vtech Electronics EU PLC, c/o XPO Logistics, Warehouse 350, Cat & Fiddle Lane, West Hallam, DE7 6HE

THIS WARRANTY IS OFFERED AS AN EXTRA BENEFIT AND DOES NOT AFFECT CONSUMERS' STATUTORY RIGHTS.

This warranty is valid for the UK and Eire only. For products purchased outside the UK and Eire, please contact your local distributor or place of purchase.



**Visit our website for more
information about our products,
downloads, resources and more.**

www.vtech.co.uk



TM & © 2017 VTech Holdings Limited.
All rights reserved.
Printed in China.
91-003334-004 (UK)